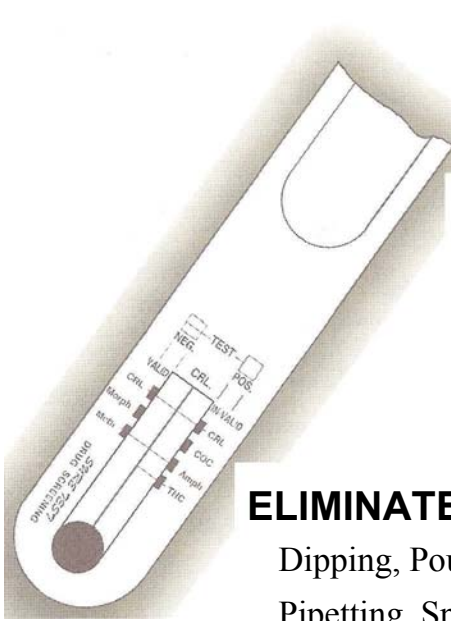




Drug Screening Test



Sure Test Paddle Drug Screening Test Kit (Part #201) is the most economical and versatile commercially available screening test. It consists of a molded strip in a plastic bag which virtually eliminates the hygienic hassle of handling test cards and the problems of proper disposal of the bottle and urine content.

ELIMINATES

Dipping, Pouring,
Pipetting, Spilling,
Leaking and Extra
Test Cards

- . Inexpensive
- . No Lab Fees
- . On-Site results
- . No Medical Personnel
- . Meets SAMHSA (NIDA) Standards

TEST FOR

- . Marijuana
- . Cocaine
- . Opiates
- . Amphetamines
- . Methamphetamine
(PCP Testing Available)

USED FOR

- . Pre-Employment
- . Testing Students
- . Return to Work
- . Post-Accident
- . Testing Athletes
- . Drug-Free Workplace

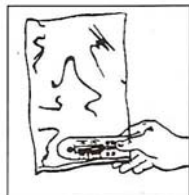
Past testing required large laboratories with expensive test equipment which resulted in high costs and delayed results, often up to a four day wait.



Directions for the Use of Sure Test Drug Screening Test

Storage: 59°-86°F. (15°-30° C.) For in vitro diagnostic use only

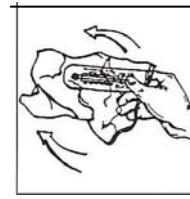
1. Remove the plastic bag with the paddle from the foil packet and fill out the LD. label.
2. Give the test to the subject, explain how it is to be used and give them the directions sheet to assist in the use of the test.
3. Upon the return of the test, read the results in 5 minutes. After another 10 minutes, recheck the test and record the results



Step One: Hold the pouch at the corner of the test strip firmly by the thumb and the forefinger.



Step Two: Pull the pouch back and downward over the hand, thus creating a glove protecting the hand when moving the test strip through the stream of urine.



Step Three: Upon completion, pull the pouch forward, encapsulating the test strip, thus completing the test.

READING THE DRUG SCREENING RESULTS

Upon wetting the test with the urine sample, wait for 5 minutes to lapse. A line will appear at (CRL). This means the test has been properly activated. If the line does not appear at (CRL), repeat the test with a new kit.

A negative test is always shown by the presence of a line. No matter how faint the line is, or even if it is incomplete, this indicates an absence of drugs.

Product Description:

CRL- Control

Coc- Cocaine metabolites

Amph- Amphetamine

Meth- Methamphetamine

THCC- Cannabinoids metabolites

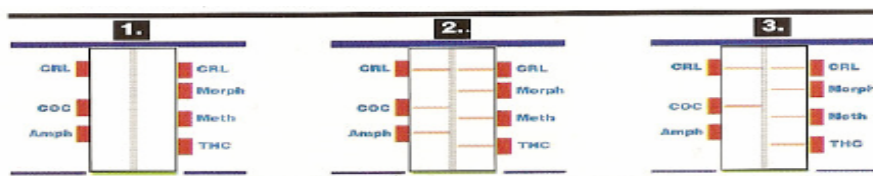
Morph- Opiates

The **absence** of a line at the site of the designated test represents the **presence of drugs which is a positive result**. As shown in the example illustrated, **Morph** would be a **positive** result, and the other tests showing a line represent a **negative** result.

Item 1 represents what the product looks like before it has been passed through the stream of urine.

Item 2 represents what the paddle looks like 30 minutes after passing it through the stream of urine, showing the individual has no presence of drugs in his or her system.

Item 3 represents the individual has the presence of amphetamines in his or her system.



Results may be interpreted for up to 60 minutes after the "test valid" line forms.